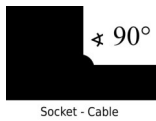





CONMATE® PCB Connectors

SBS/3,81/Px1/90F - 2011213111PP

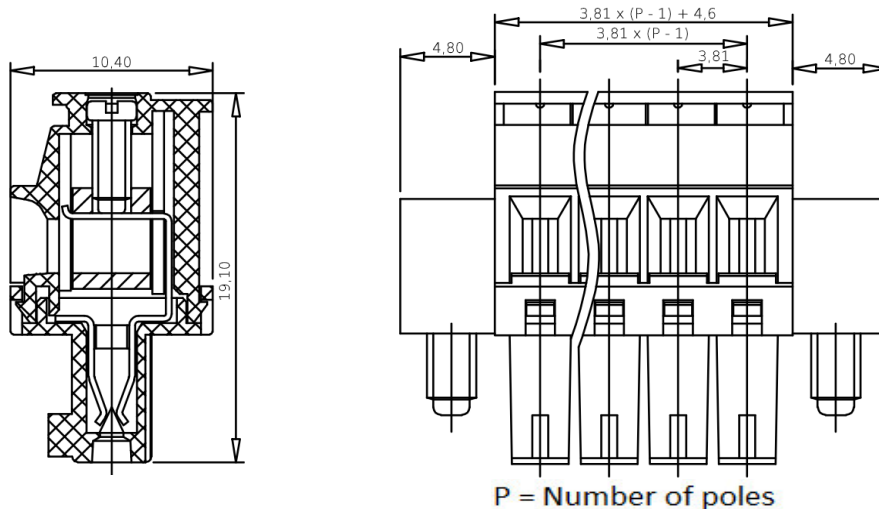


1,5 mm²
AWG 28 - 16



320 V ✓ RoHS
EN 60998

10,5 A
EN 60998



General data

Product line	CONMATE®	Product designation	SBS/3,81/Px1/90F
Product type	PCB plug	Type of contact	Socket
Type of mounting	Push-in connection	Grid dimension	3,81 mm
Poles (P)	2 – 24	Levels	1
Orientation	90°	Option	Screw flange

Stand: 05/2018; Änderung vorbehalten, Right of modification reserved, Sous réserve des modifications

CONMATE®
Forchheimer Str. 4
91338 Igensdorf - Germany
Tel.: +49 – (0) 9192- 995314 / Fax: 995268

www.conmate.de
info@conmate.de
Onlineshop:
www.conmate.de



Materials

Matrix	PA	Colour	Green
Insulating material group	1	Insulation resistance	> 10 ¹² Ω
CTI	> 600	Flammability rating	V-0 according to UL 94
Contact material	Phosphate-Bronze	Contact surface area	tin-plated
Rated surge voltage	2000V~ / 1 Min.	Max. rel. humidity at 20 °C during storage	80%
Min. temp.	-25 °C	Max. temp. storage	55 °C
		Max. temp. in use	100 °C
Mating cycles	25	Screw material	Steel coated with Cr ³⁺ Zn

Rated data UL ^{*)} Note the De-Rating curves

Rated current	10 A	With voltage	300 V~
Min. clearance	2,4 mm	Min. creepage distance	2,4 mm

Rated data IEC ^{*)} Note the De-Rating curves

Rated current	10,5 A	With voltage	300 V~
----------------------	--------	---------------------	--------



Stand: 05/2018; Änderung vorbehalten, Right of modification reserved, Sous réserve des modifications


CONMATE®
Forchheimer Str. 4
91338 Igensdorf - Germany
Tel.: +49 – (0) 9192- 995314 / Fax: 995268

www.conmate.de
info@conmate.de
Onlineshop:
www.conmate.de



Mounting data


Screw	M2,5	Tightening torque	0,4Nm
Screwdriver	0,4 x 2,5 mm		
Nominal cross section	1,5 mm ²	Permissible conductor size US	28-16 AWG
Min. conductor size rigid	0,14 mm ²	Max. conductor size rigid	1,5 mm ²
Min. conductor size flexible	0,14 mm ²	Max. conductor size flexible	1,5 mm ²
Min. conductor size with ferrule	0,25 mm ²	Max. conductor size with ferrule	1,5 mm ²
2 conductors rigid min.	0,08 mm ²	2 conductors rigid max.	0,5 mm ²
2 conductors flexible min.	0,08 mm ²	2 conductors flexible max.	0,75 mm ²
2 conductors with ferrule min.	0,25 mm ²	2 conductors with ferrule max.	0,34 mm ²
Stripping length	7 mm	Connection according to norm	EN-VDE



Stand: 05/2018; Änderung vorbehalten, Right of modification reserved, Sous réserve des modifications


CONMATE®
 Forchheimer Str. 4
 91338 Igensdorf - Germany
 Tel.: +49 – (0) 9192- 995314 / Fax: 995268

www.conmate.de
 info@conmate.de
 Onlineshop:
 www.conmate.de



CONMATE®

Gute Verbindung
Gute Preise




How the Article number for PCB connectors is formed:

20	1	X	X	X	X	X	X	X	XX
Plug connection	PCB	1 = Plug 2 = Header	1 = Pin 2 = Socket	0 = Header 1 = Screw 2 = Push/In 3 = Frontal	2 = 3,5 mm 3 = 3,81 mm 4 = 5,00 mm 5 = 5,08 mm 6 = 7,62 mm	1 = 1 level 2 = 2 levels	1 = 90° orientation 2 = 180° orientation 3 = 270° orientation	0 = Standard version 1 = Screw flange 2 = Closed sides 3 = Open sides	Pole number (always 2 digits)

E.g.: 201121311120: Plug connection-PCB-Plug-Socket-Screw-3,81mm-1 level-90° orientation-Screw flange-20 poles
201210412314: Plug connection-PCB-Header-Pin-header-5,00 mm-1 level-180° orientation-Open sides-14 poles

How the designation for PCB plugs is formed:

SB	X	/	X,XX	/	XX	x1/	X	X
Plug with sockets	How the cable is connected to the plug: S for clamp connection with screw, P for Push-In clamp connection with spring, which is released by a button, F for frontal screw connection parallel to the axis of the cable			Grid dimension in mm		Pole number (always 2 digits)		Orientation of the socket to the attached cables (90°, 180° or 270°)
Options (Standard version or screw flange)								




The following De-Rating curves show the permissible electric current at a given surrounding temperature in relation to the number of poles in the connection. The given amperage is applied on all poles. The horizontal border equals the maximum current of the certification.

Stand: 05/2018; Änderung vorbehalten, Right of modification reserved, Sous réserve des modifications

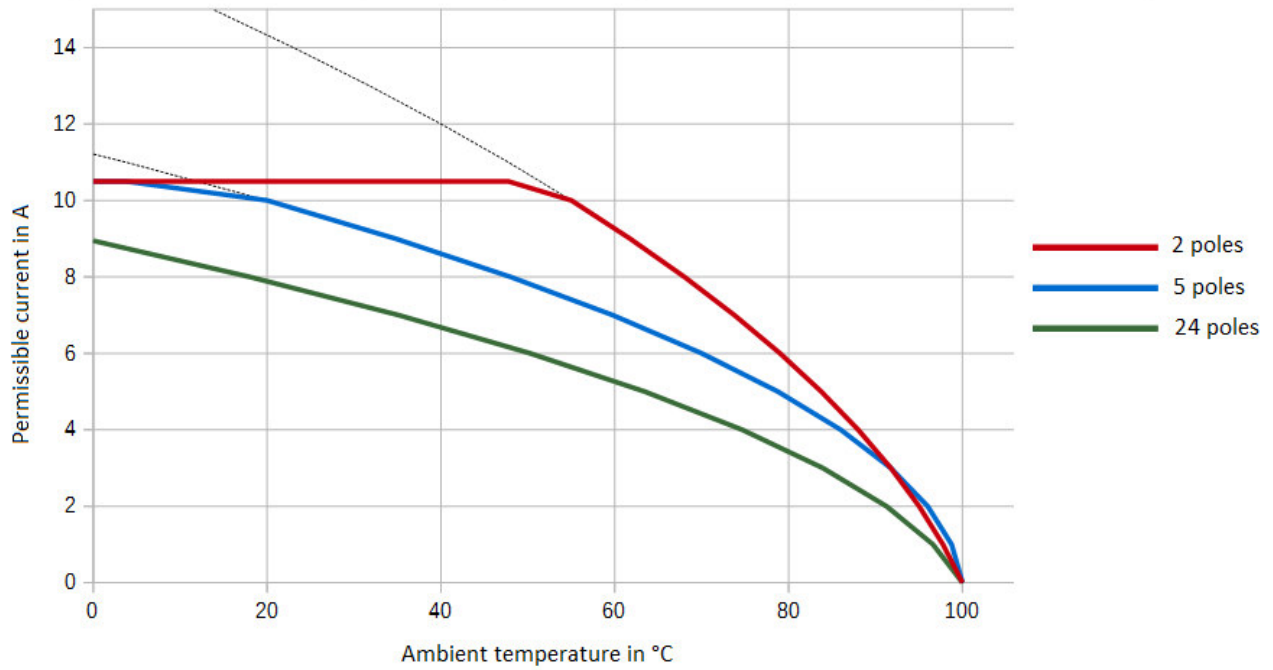

CONMATE®
Forchheimer Str. 4
91338 Igensdorf - Germany
Tel.: +49 – (0) 9192- 995314 / Fax: 995268

www.conmate.de
info@conmate.de
Onlineshop:
www.conmate.de

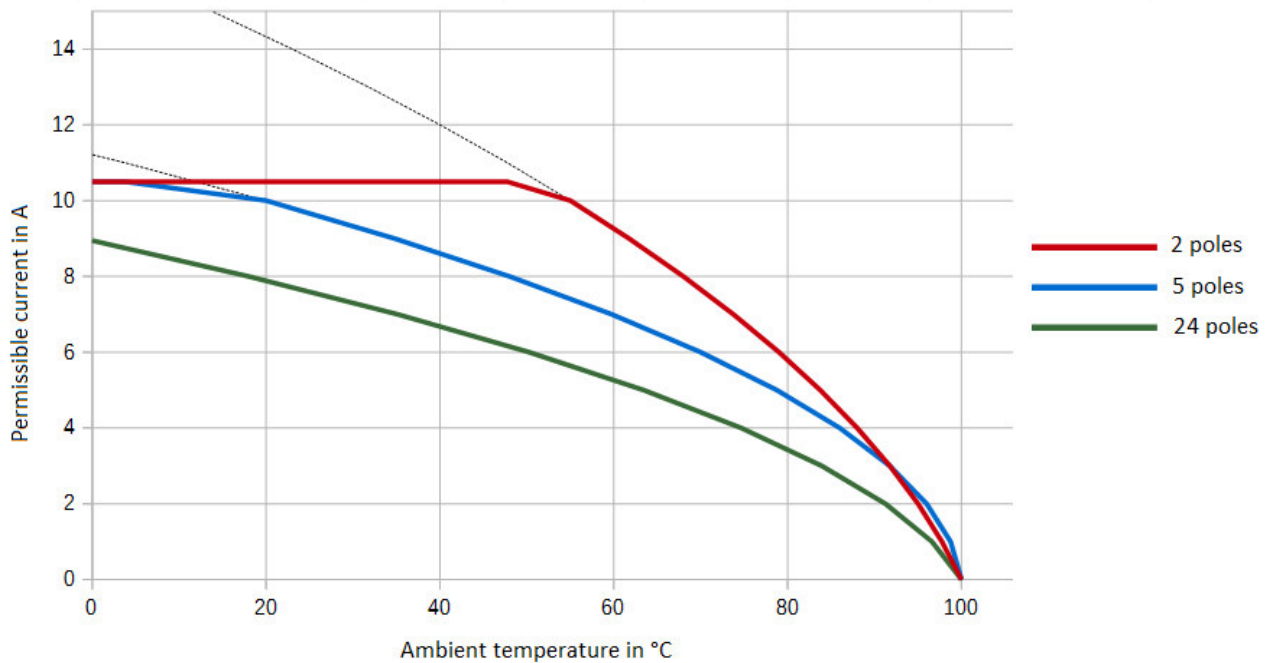


CONMATE®

Gute Verbindung
Gute Preise



De-Rating curves for the combination of SBS/3,81/Px1/90F and LP/3,81/Px2/90F



De-Rating curves for the combination of SBS/3,81/Px1/90F and LP/3,81/Px2/180F

Stand: 05/2018; Änderung vorbehalten, Right of modification reserved, Sous réserve des modifications

CONMATE®
 Forchheimer Str. 4
 91338 Igensdorf - Germany
 Tel.: +49 – (0) 9192- 995314 / Fax: 995268

www.conmate.de
 info@conmate.de
 Onlineshop:
 www.conmate.de